

ESRA Website report

daniel oberski

July 1, 2009

Web presence

Total number of visits

Visits through time

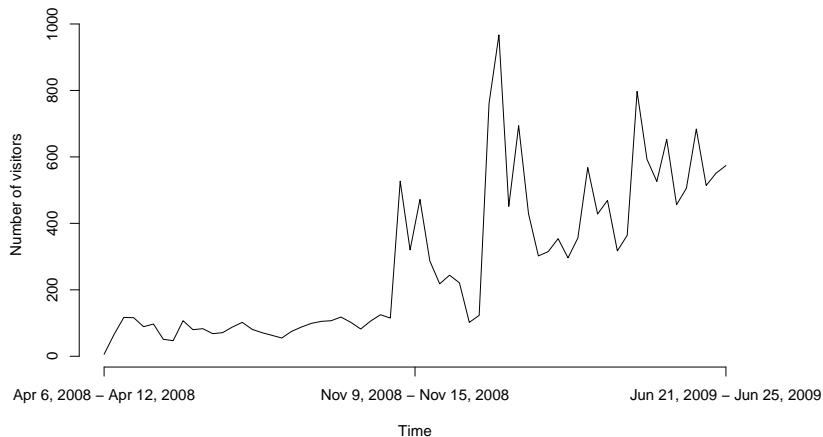
Visits by page

Visits by origin

Predicting number of session attendees with pageviews

Search terms	Google rank
esra	#3 or #4 (depends on location)
survey research	Journal is #5
survey research europe	#1

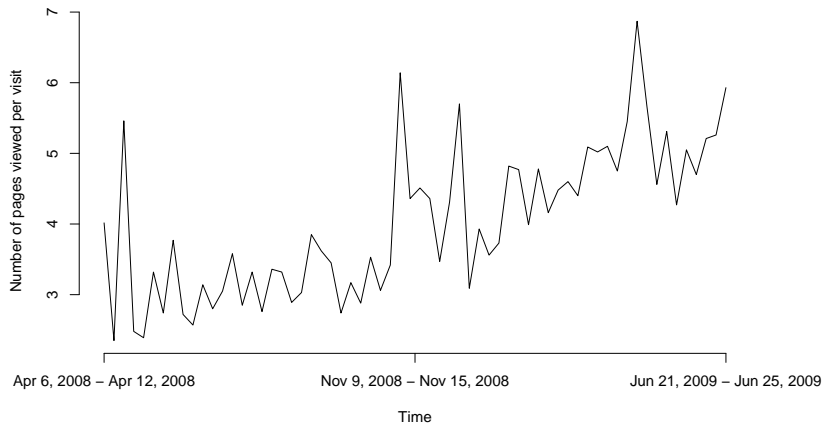
Number of visitors through time



Mean overall: 282 unique visitors per week, 47 per day.

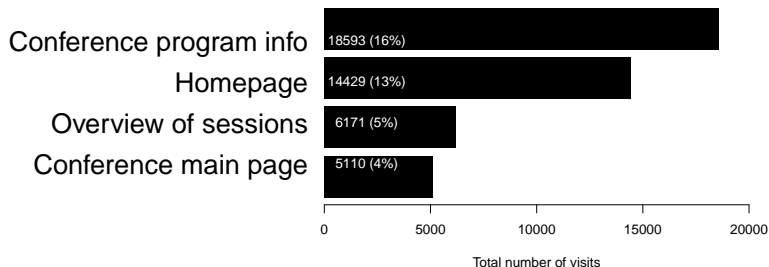
Total unique visitors to the website: 24,533 people.

Number of pages viewed per visit through time

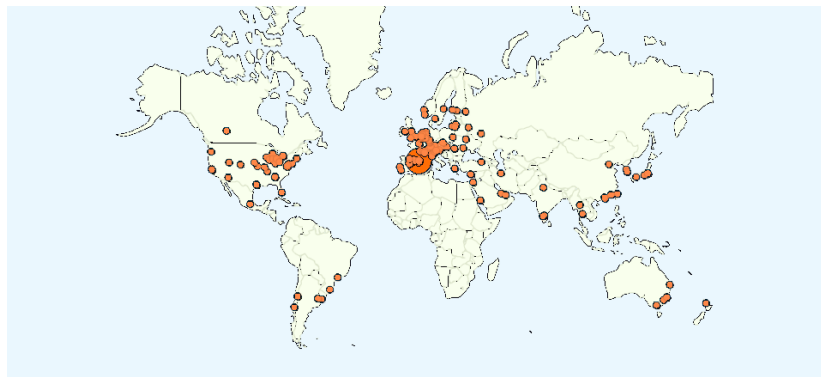


Mean overall: 4 pages per visit.

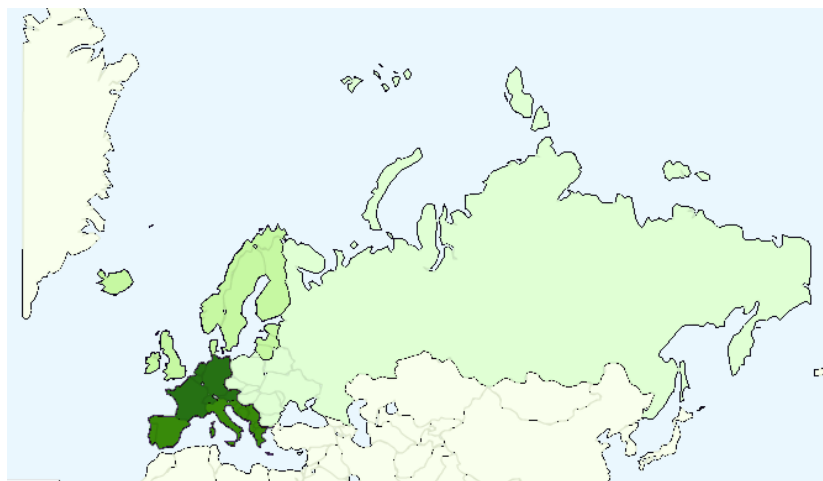
Most popular pages



Visits by origin



Visits by origin



Correlation **unique pageviews** of session page on the website with number of people who came to the session (as estimated by session coordinators):

Correlation **unique pageviews** of session page on the website with number of people who came to the session (as estimated by session coordinators):

▶ 0.5